

No part of this product may be reproduced in any form or by any electronic or mechanical means, including information storage and retrieval systems, without written permission from the IB.

Additionally, the license tied with this product prohibits commercial use of any selected files or extracts from this product. Use by third parties, including but not limited to publishers, private teachers, tutoring or study services, preparatory schools, vendors operating curriculum mapping services or teacher resource digital platforms and app developers, is not permitted and is subject to the IB's prior written consent via a license. More information on how to request a license can be obtained from <http://www.ibo.org/contact-the-ib/media-inquiries/for-publishers/guidance-for-third-party-publishers-and-providers/how-to-apply-for-a-license>.

Aucune partie de ce produit ne peut être reproduite sous quelque forme ni par quelque moyen que ce soit, électronique ou mécanique, y compris des systèmes de stockage et de récupération d'informations, sans l'autorisation écrite de l'IB.

De plus, la licence associée à ce produit interdit toute utilisation commerciale de tout fichier ou extrait sélectionné dans ce produit. L'utilisation par des tiers, y compris, sans toutefois s'y limiter, des éditeurs, des professeurs particuliers, des services de tutorat ou d'aide aux études, des établissements de préparation à l'enseignement supérieur, des fournisseurs de services de planification des programmes d'études, des gestionnaires de plateformes pédagogiques en ligne, et des développeurs d'applications, n'est pas autorisée et est soumise au consentement écrit préalable de l'IB par l'intermédiaire d'une licence. Pour plus d'informations sur la procédure à suivre pour demander une licence, rendez-vous à l'adresse <http://www.ibo.org/fr/contact-the-ib/media-inquiries/for-publishers/guidance-for-third-party-publishers-and-providers/how-to-apply-for-a-license>.

No se podrá reproducir ninguna parte de este producto de ninguna forma ni por ningún medio electrónico o mecánico, incluidos los sistemas de almacenamiento y recuperación de información, sin que medie la autorización escrita del IB.

Además, la licencia vinculada a este producto prohíbe el uso con fines comerciales de todo archivo o fragmento seleccionado de este producto. El uso por parte de terceros —lo que incluye, a título enunciativo, editoriales, profesores particulares, servicios de apoyo académico o ayuda para el estudio, colegios preparatorios, desarrolladores de aplicaciones y entidades que presten servicios de planificación curricular u ofrezcan recursos para docentes mediante plataformas digitales— no está permitido y estará sujeto al otorgamiento previo de una licencia escrita por parte del IB. En este enlace encontrará más información sobre cómo solicitar una licencia: <http://www.ibo.org/es/contact-the-ib/media-inquiries/for-publishers/guidance-for-third-party-publishers-and-providers/how-to-apply-for-a-license>.

Mathematics
Standard level
Paper 2

Tuesday 19 November 2019 (morning)

Candidate session number

1 hour 30 minutes

--	--	--	--	--	--	--	--	--	--

Instructions to candidates

- Write your session number in the boxes above.
- Do not open this examination paper until instructed to do so.
- A graphic display calculator is required for this paper.
- Section A: answer all questions. Answers must be written within the answer boxes provided.
- Section B: answer all questions in the answer booklet provided. Fill in your session number on the front of the answer booklet, and attach it to this examination paper and your cover sheet using the tag provided.
- Unless otherwise stated in the question, all numerical answers should be given exactly or correct to three significant figures.
- A clean copy of the **mathematics SL formula booklet** is required for this paper.
- The maximum mark for this examination paper is **[90 marks]**.

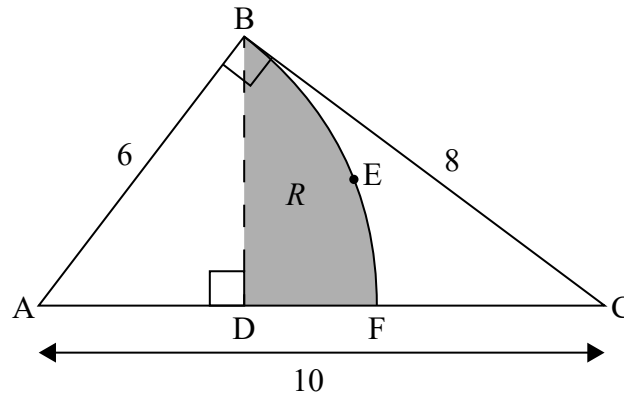


4. [Maximum mark: 7]

The following diagram shows a right-angled triangle, ABC , with $AC = 10$ cm, $AB = 6$ cm and $BC = 8$ cm.

The points D and F lie on $[AC]$.
 $[BD]$ is perpendicular to $[AC]$.
 BEF is the arc of a circle, centred at A .
The region R is bounded by $[BD]$, $[DF]$ and arc BEF .

diagram not to scale



- (a) Find \hat{BAC} . [2]
- (b) Find the area of R . [5]

.....

.....

.....

.....

.....

.....

.....

.....

.....

.....

.....

.....

.....

.....

.....

.....

.....

.....

.....

.....

.....

.....

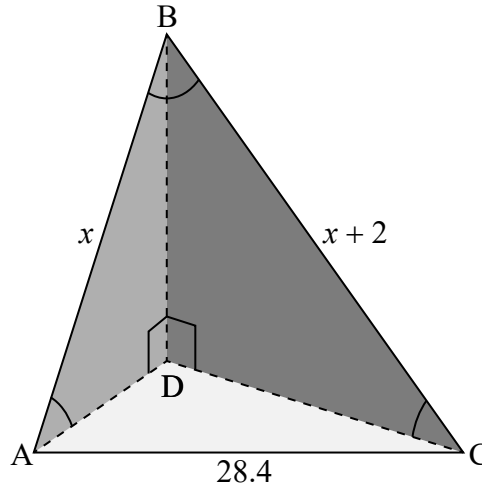
.....



6. [Maximum mark: 6]

The diagram below shows a triangular-based pyramid with base ADC. Edge BD is perpendicular to the edges AD and CD.

diagram not to scale



$AC = 28.4 \text{ cm}, AB = x \text{ cm}, BC = x + 2 \text{ cm}, \hat{A}BC = 0.667, \hat{B}AD = 0.611$

Calculate AD.

.....

.....

.....

.....

.....

.....

.....

.....

.....

.....

.....

.....

.....

.....

.....

.....

.....

.....

.....

.....

.....

.....



12EP07

Turn over

7. [Maximum mark: 7]

The following table shows the probability distribution of a discrete random variable X , where $a \geq 0$ and $b \geq 0$.

x	1	4	a	$a + b - 0.5$
$P(X = x)$	0.2	0.5	b	a

(a) Show that $b = 0.3 - a$. [1]

(b) Find the difference between the greatest possible expected value and the least possible expected value. [6]

.....

.....

.....

.....

.....

.....

.....

.....

.....

.....

.....

.....

.....

.....

.....

.....

.....

.....

.....

.....

.....

.....

.....



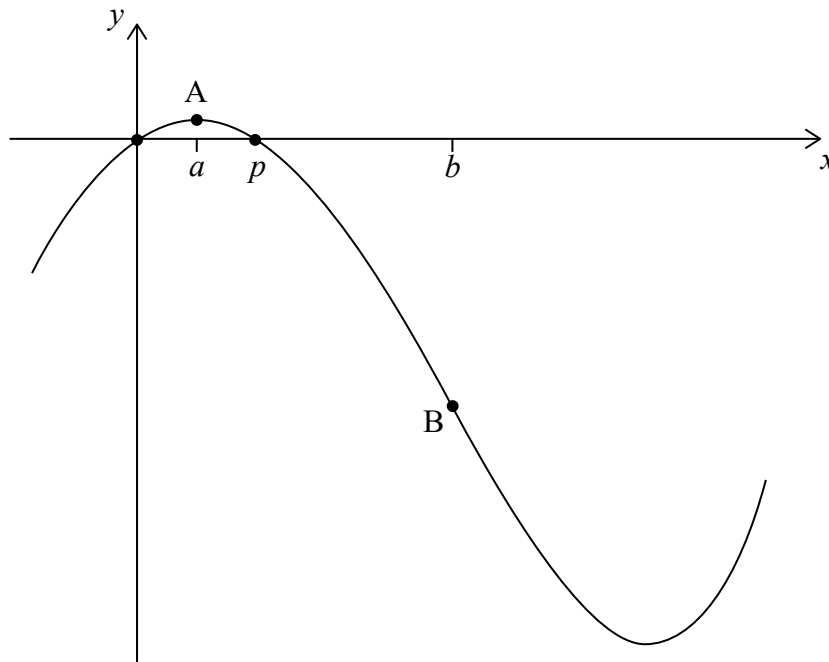
Do **not** write solutions on this page.

Section B

Answer **all** questions in the answer booklet provided. Please start each question on a new page.

8. [Maximum mark: 16]

Let $f(x) = x^4 - 54x^2 + 60x$, for $-1 \leq x \leq 6$. The following diagram shows the graph of f .



There are x -intercepts at $x = 0$ and at $x = p$. There is a maximum at point A where $x = a$, and a point of inflexion at point B where $x = b$.

- (a) Find the value of p . [2]
- (b) (i) Write down the coordinates of A.
(ii) Find the equation of the tangent to the graph of f at A. [4]
- (c) (i) Find the coordinates of B.
(ii) Find the rate of change of f at B. [7]
- (d) Let R be the region enclosed by the graph of f , the x -axis and the lines $x = p$ and $x = b$. The region R is rotated 360° about the x -axis. Find the volume of the solid formed. [3]



Do **not** write solutions on this page.

9. [Maximum mark: 15]

SpeedWay airline flies from city A to city B. The flight time is normally distributed with a mean of 260 minutes and a standard deviation of 15 minutes.

A flight is considered late if it takes longer than 275 minutes.

(a) Calculate the probability a flight is **not** late. [2]

The flight is considered to be **on time** if it takes between m and 275 minutes. The probability that a flight is on time is 0.830.

(b) Find the value of m . [3]

During a week, SpeedWay has 12 flights from city A to city B. The time taken for any flight is independent of the time taken by any other flight.

(c) (i) Calculate the probability that at least 7 of these flights are **on time**.
(ii) Given that at least 7 of these flights are on time, find the probability that exactly 10 flights are on time. [7]

SpeedWay increases the number of flights from city A to city B to 20 flights each week, and improves their efficiency so that more flights are on time. The probability that at least 19 flights are on time is 0.788.

(d) A flight is chosen at random. Calculate the probability that it is on time. [3]



Do **not** write solutions on this page.

10. [Maximum mark: 14]

A rocket is travelling in a straight line, with an initial velocity of 140 m s^{-1} . It accelerates to a new velocity of 500 m s^{-1} in two stages.

During the first stage its acceleration, $a \text{ m s}^{-2}$, after t seconds is given by $a(t) = 240 \sin(2t)$, where $0 \leq t \leq k$.

(a) Find an expression for the velocity, $v \text{ m s}^{-1}$, of the rocket during the first stage. [4]

The first stage continues for k seconds until the velocity of the rocket reaches 375 m s^{-1} .

(b) Find the distance that the rocket travels during the first stage. [4]

During the second stage, the rocket accelerates at a constant rate. The distance which the rocket travels during the second stage is the same as the distance it travels during the first stage.

(c) Find the total time taken for the two stages. [6]



Please **do not** write on this page.

Answers written on this page
will not be marked.



12EP12